



Fountain City Hall Building

The City of Fountain is the southern gateway to the Pikes Peak region, offering residents and visitors exceptional views of the southern Colorado front range mountains and an affordable, small-town lifestyle with access to urban-style amenities.

Fountain remains the region’s best kept secret, a place that is truly **“Pure Colorado”**.

“An All-America city with a strong sense of community, where you know you are home.”

- City of Fountain Vision Statement



Community Gathering at Metcalfe Park

FOUNTAIN AT A GLANCE

Year Incorporated	1903
Government	Home Rule / Council-Manager
Area	22.37 Sq. Miles
Elevation	5,558 ft
City Budget (FY 2024)	\$34,305,726
Total Tax (State & County)	7.53%
Sales Tax	3.40%
Mill Levy	10.239
Use Tax	2.0%
Public Services	Police, Fire, Water, Electric, Parks/Rec, Transit






Memorial Day Parade on Main Street

DEMOGRAPHICS & HOUSING




*Greater Valley = Fountain + Security-Widefield CDP

POPULATION










City of Fountain	*Greater Valley	El Paso County
30,191 	109,000 	747,863 
34,550 (by 2029)		766,758 (by 2029)

El Paso County is a Top 5 fastest growing county in the State; projected to increase by 268,721 people by 2050







HOUSING UNITS

	City of Fountain	Greater Valley	El Paso County
	10,648  14,248 (by 2030)	23,905 	287,459 
Own	7,492	18,335	190,872
Rent	2,875	5570	96,586






MEDIAN AGE / AVERAGE HOUSEHOLD SIZE

City of Fountain	Greater Valley	El Paso County
30 (M)  31 (F) 	34 (M)  35 (F) 	34 (M)  36 (F) 
2.97 	2.90 	2.52 

MEDIAN HOUSEHOLD INCOME / HOME PRICE

City of Fountain	Greater Fountain Valley	El Paso County
\$85,246 	\$83,916 	\$87,470 
\$374,600 	\$358,600 	\$431,000 

EDUCATION

High School (GED)  23%	Some College (No Degree)  25%
Associate's Degree (2-year)  13%	Bachelor's Degree (4-year)  26%
Master's Degree  9%	93% graduation rate for Fountain-Fort Carson 8 K-12 (2022-2023)

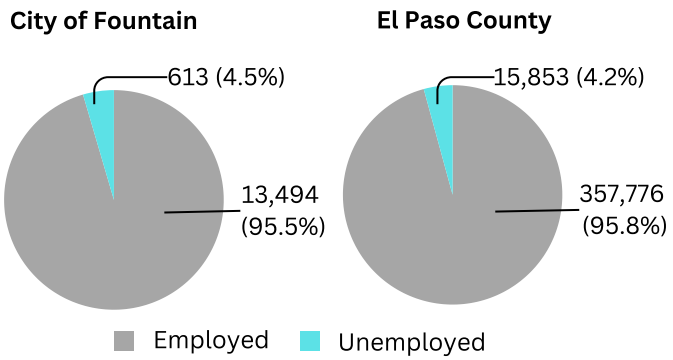


Residential housing units, Mesa Ridge District



Fountain Fort-Carson High School

*LABOR FORCE / JOBS



**750+ Jobs with Primary and Secondary employers

More information can be found in the City's 2024 [State of Business Survey and Report](#)

MILITARY / VETERANS

	Fort Carson Army	Peterson / Schriever SFB
Active Duty Members	26,315	6,373
Total Jobs	33,500	30,400
Economic Impact	\$2.42B	\$4.36B

2,651 veterans in the labor force
350+ combined separations each month

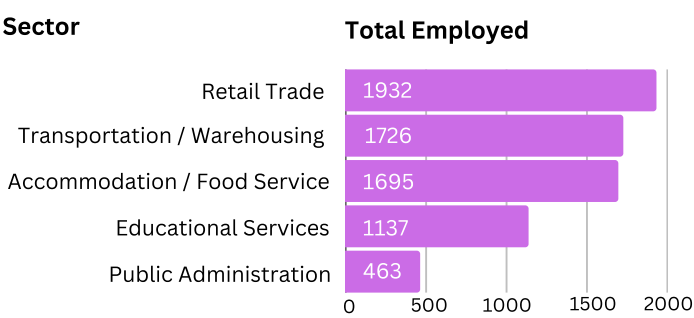
More information can be found in City's [Military Snapshot](#)



Veteran's Day at Mayor's Park

Fort Carson is the 3rd largest employer in the state of Colorado and the top 5 duty stations in the Army

INDUSTRIES / EMPLOYERS



Top Primary Employers

1. Windigo Logistics (Kroger)

2. RMB Products

3. Adesa Auto Auction

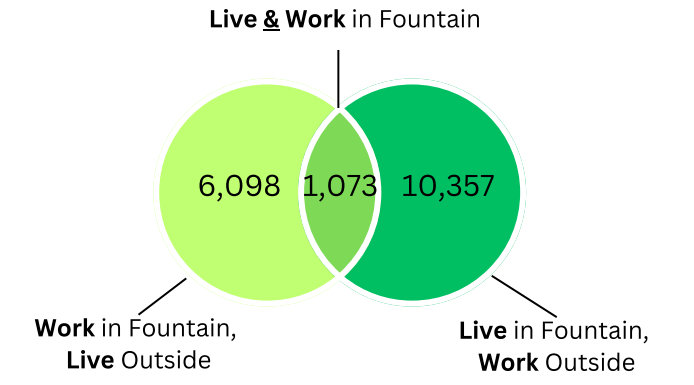
4. Trussway Building Products
5. Weathercraft Roofing

6. Camping World RV

7. Pavestone MFG

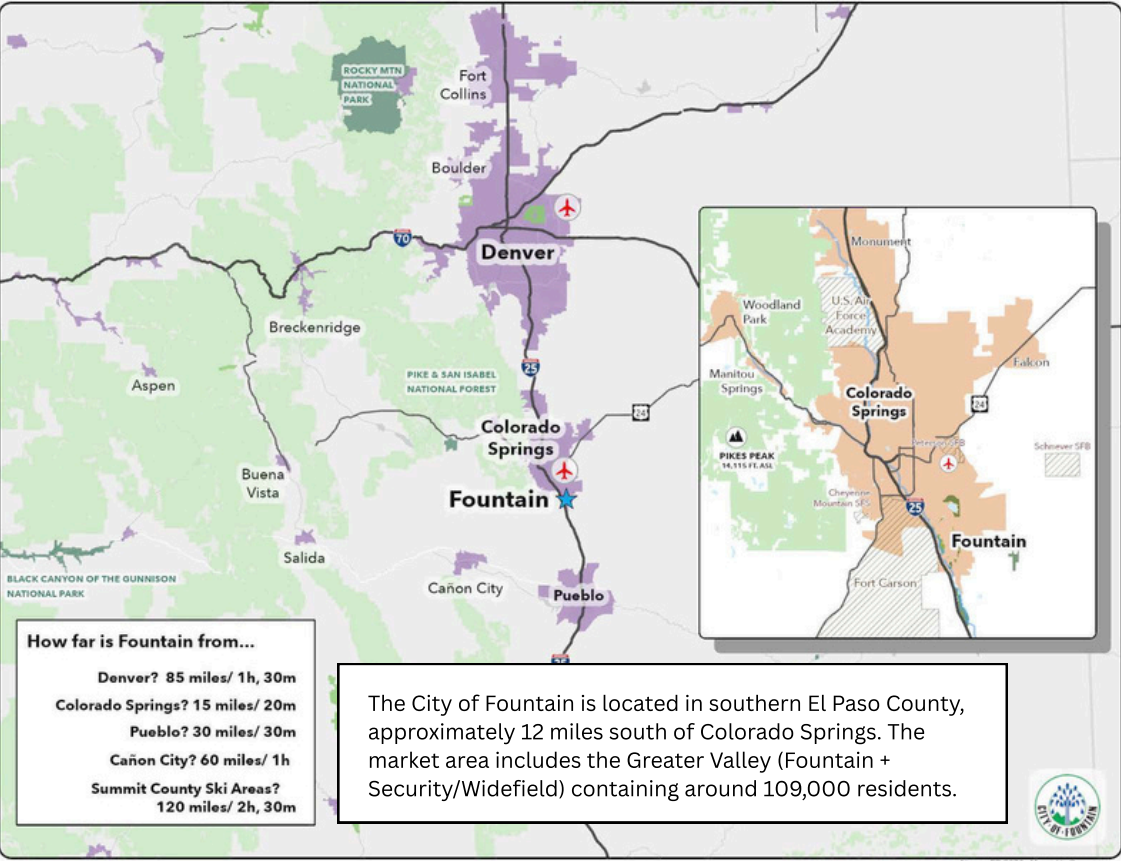
8. KOA Holiday (Great Escapes)

WORKFORCE COMMUTING



Army Band at Metcalfe Park

TRAVEL & ACCESSIBILITY

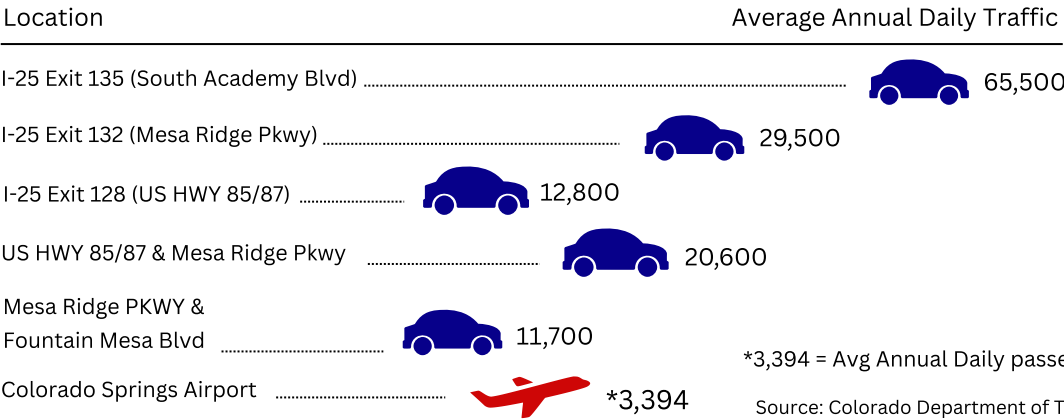


Fountain Municipal Transit Bus



Fountain-Fort Carosn School District 5K Race

TRAFFIC COUNTS



Fountain’s customer base is vast, with many traveling from Denver Metro / Northern Colorado and bordering states of Wyoming, Nebraska, Kansas, New Mexico, and as far as Texas.

*3,394 = Avg Annual Daily passengers | [Colorado Springs Airport - FLYCOS](#)

Source: Colorado Department of Transportation, Traffic Data Explorer; Streetlight

LIFESTYLE/AMENITIES

- 700+ small businesses (170 brick and mortar)
- 440+ acres of parks & open space
- 28+ miles of trail network
- 18+ City sponsored youth sport/rec programs
- 15+ annual community events and festivals
- 8+ Cultural/naturalist centers
- 6 commercial business districts / corridors

CITY ACCOLADES

Prepared By:
Economic Development Department
City of Fountain
www.fountaincolorado.org/economic_development

Email: econdev@fountaincolorado.org
Phone: 719.322.2056